



County of Lassen
1954
AGRICULTURAL
CROP REPORT




CORMORANT



KOKANEE TROUT



SILVER TROUT



ANTELOPE

EAGLE LAKE

MULE TAIL DEER



"THE LAKE THAT TIME FORGOT"

Eagle Lake is 5,115 feet above sea level. It is thirteen miles long and four miles wide, the second largest body of water in California (not including Lake Tahoe which lies partly in Nevada.) The lower half of the lake lies in a forest and the upper half is partially desert.

The Eagle Lake trout, or Silver Trout as they are called, are unlike any other trout in the world. The Kokanee Salmon were planted by the California State Department of Fish and Game, and several hundred thousand more are to be planted this year. There are a large number of Cormorants that make their home on the lake. Antelope may be seen in the vicinity as well as Mule Deer.

We would like to express our appreciation to Colliers for their permission to use the caption "The Lake That Time Forgot", also to the California State Department of Fish and Game for the use of their pictures.

LASSEN COUNTY
DEPARTMENT OF AGRICULTURE

Veterans Memorial Building
Susanville, California

TO: THE HONORABLE W. C. JACOBSEN, DIRECTOR OF AGRICULTURE
THE HONORABLE BOARD OF SUPERVISORS OF LASSEN COUNTY

Section 65.5 of the California Agricultural Code requires that the Agricultural Commissioner compile a report covering conditions, acreage, production, and value of the Agricultural products of his county.

This eleventh annual report is the gross prices received by the farmers of this county for their commodities. The figures shown herein are based on the average gross return to the farmer.

The 1954 income decreased approximately \$2,317,356.48. This decrease was due mostly to the drop in production of lumber, and the number of livestock sold compared to last year. Due to a late freeze the commercial apple crop was completely destroyed. The acreage in potatoes was higher but the production was much less due also to the late freeze.

We wish to express our sincere appreciation to those who helped to make the compilation of this report possible.

Respectfully submitted,

Ernest E. Fix

Ernest E. Fix
Agricultural Commissioner

FIELD CROPS

	<u>Acres</u>	<u>Production</u>	<u>Units</u>	<u>Per Unit</u>	<u>Value</u>
Alfalfa Hay	8,775	22,691	Ton	\$ 23.00	\$ 521,893.00
Meadow Hay	27,637	36,321	Ton	20.00	726,420.00
Grain Hay	6,113	13,896	Ton	18.00	250,128.00
Wheat	8,536	50,783	Cwt	3.25	165,044.75
Alfalfa Seed	53	5,450	Lb	.25	1,362.50
Barley	4,223	51,128	Cwt	2.25	115,038.00
Rye	1,150	10,193	Cwt	2.50	25,482.50
Oats	721	11,103	Cwt	3.00	33,309.00
Crested Wheat	425		Acre	7.50	3,187.50
Permanent Pasture	42,056		Acre	11.50	483,644.00
Privately owned grazing land	575,240		Acre	.15	86,286.00
Crop land aftermath pasture	57,633		Acre	3.00	172,899.00
U. S. Forest Service grazing land	Cattle	4,765	Head	2.07	9,863.55
	Sheep	3,700	Head	.54	1,998.00
U. S. Bureau of Land Management	Cattle	23,151	Head	.72	16,668.72
	Sheep	21,670	Head	.15	3,250.50
					<u>2,616,475.02</u>

LIVESTOCK AND WOOL

	<u>Production</u>	<u>Units</u>	<u>Per Unit</u>	<u>Value</u>
Steers	8,516	Head	\$138.00	1,175,208.00
Cows	5,348	Head	110.00	588,280.00
Calves	2,926	Head	75.00	219,450.00
Bulls	294	Head	190.00	55,860.00
Ewes	1,778	Head	5.00	8,890.00
Lambs	22,666	Head	16.00	362,656.00
Wool	235,415	Lbs	.57	134,186.55
Hogs	1,535	Head	46.00	70,610.00
Horses (Chicken Feed)	120	Head	40.00	4,800.00
Horses (Saddle)	12	Head	135.00	1,620.00
Shetland Ponies	6	Head	80.00	480.00
				<u>2,622,040.55</u>

POULTRY AND EGGS

	<u>Production</u>	<u>Units</u>	<u>Per Unit</u>	<u>Value</u>
Turkeys	624	Head	\$ 8.00	3,224.00
Chickens	6,216	Head	.75	4,684.50
Eggs	130,926	Dozen	.55	78,555.60
				<u>86,464.10</u>

DAIRY PRODUCTS

	<u>Production</u>	<u>Units</u>	<u>Per Unit</u>	<u>Value</u>
Milk, Market - - - - Milk Fat	105,720	Lb	\$ 1.39	\$ 146,950.80
Milk, Manufacturing Milk Fat	23,611	Lb	.70	16,527.70
				<u>163,478.50</u>

FRUITS AND VEGETABLES

	<u>Acres</u>	<u>Production</u>	<u>Units</u>	<u>Per Unit</u>	<u>Value</u>
Beans	57	1,000	Sacks	\$ 6.50	\$ 6,500.00
Potatoes	22	2,200	Sacks	2.90	6,380.00
Misc. Fruits & Berries					530.00
Misc. Vegetables					<u>1,500.00</u>
					<u>14,910.00</u>

LUMBER

Lumber Milled	177,156,915 Bd. Ft.	Per M Bd. Ft.	\$75.00	\$13,286,768.63
---------------	---------------------	---------------	---------	-----------------

APIARY PRODUCTS

	<u>Production</u>	<u>Units</u>	<u>Per Unit</u>	<u>Value</u>
Honey	27,500	Lb	\$.11	\$ 3,025.00
Bees Wax	1,090	Lb	.40	436.00
				<u>3,461.00</u>

NURSERY STOCK

Ornamentals				\$. 510.00
-------------	--	--	--	-------------

GOVERNMENT PAYMENTS

Agricultural Conservation Payments				\$ 22,300.00
------------------------------------	--	--	--	--------------

S U M M A R Y

Field Crops- - - - -	\$ 2,616,475.02
Livestock and Wool - - - - -	2,622,040.55
Poultry and Eggs - - - - -	86,464.10
Dairy Products - - - - -	163,478.50
Fruits and Vegetables- - - - -	14,910.00
Lumber - - - - -	13,286,768.63
Apiary - - - - -	3,461.00
Nursery- - - - -	510.00
Government Payments- - - - -	22,300.00
TOTAL - - - - -	\$ 18,816,407.80

P R E V I O U S C R O P R E P O R T S

1944 Grand Total - - - - -	\$ 15,093,030.67
1945 Grand Total - - - - -	16,722,786.83
1946 Grand Total - - - - -	18,042,524.37
1947 Grand Total - - - - -	20,771,487.31
1948 Grand Total - - - - -	22,790,823.33
1949 Grand Total - - - - -	19,795,049.80
1950 Grand Total - - - - -	23,652,100.69
1951 Grand Total - - - - -	26,962,081.92
1952 Grand Total - - - - -	24,717,898.18
1953 Grand Total - - - - -	21,133,764.28
1954 Grand Total - - - - -	18,816,407.80